




MILBANK[®]
ENERGY AT WORK

Bussed CT Cabinets,
Termination Cabinets,
Disconnect Combos &
Tap Boxes






MILBANK[®]
ENERGY AT WORK



Milbank is a family-owned American manufacturer headquartered in Kansas City, Mo. Since 1927, Milbank has set the standard for high quality metering equipment and enclosures. Milbank's portfolio includes single position meter sockets, meter combos, heavy duty and instrument rated metering, RV/mobile home pedestals, terminal/tap boxes, A/C disconnects, enclosures and a wide variety of enclosed controls.

FEATURES



Aluminum Shell

NEMA 3R Rated

UL Listed

Voltage: Up to 480V

Amperage: 400A–3000A

Grounding Lug: Included

Three-Point Latching Handle & Locking Mechanism: Padlocking handle with three-point latching system allows for easy locking and securing of the unit.

Lugs: Tin plated aluminum, suitable for aluminum or copper conductors and rated for 90°. Lugs are sized for #4-600 MCM.
Potential Tap: Included on bus



Labor Savings:
CTs can be easily replaced without having to repull wire



Aluminum Rack:
Outlasts units made with wooden backboards



Aluminum Construction:
Lightweight shell makes installation easier and unit more corrosion resistant

BENEFITS

CT CABINETS



Applications

Used where higher-amperage power is needed: large residential, multi-tenant, commercial buildings.

Options

- Overhead or underground entrance (as shown in picture on left)
- Underground entrance and bottom exit (UGBX)
- Pad-mount
- Wireway available (22–60 inches, up to 1600A)



ALIM-834UGBX

Utility

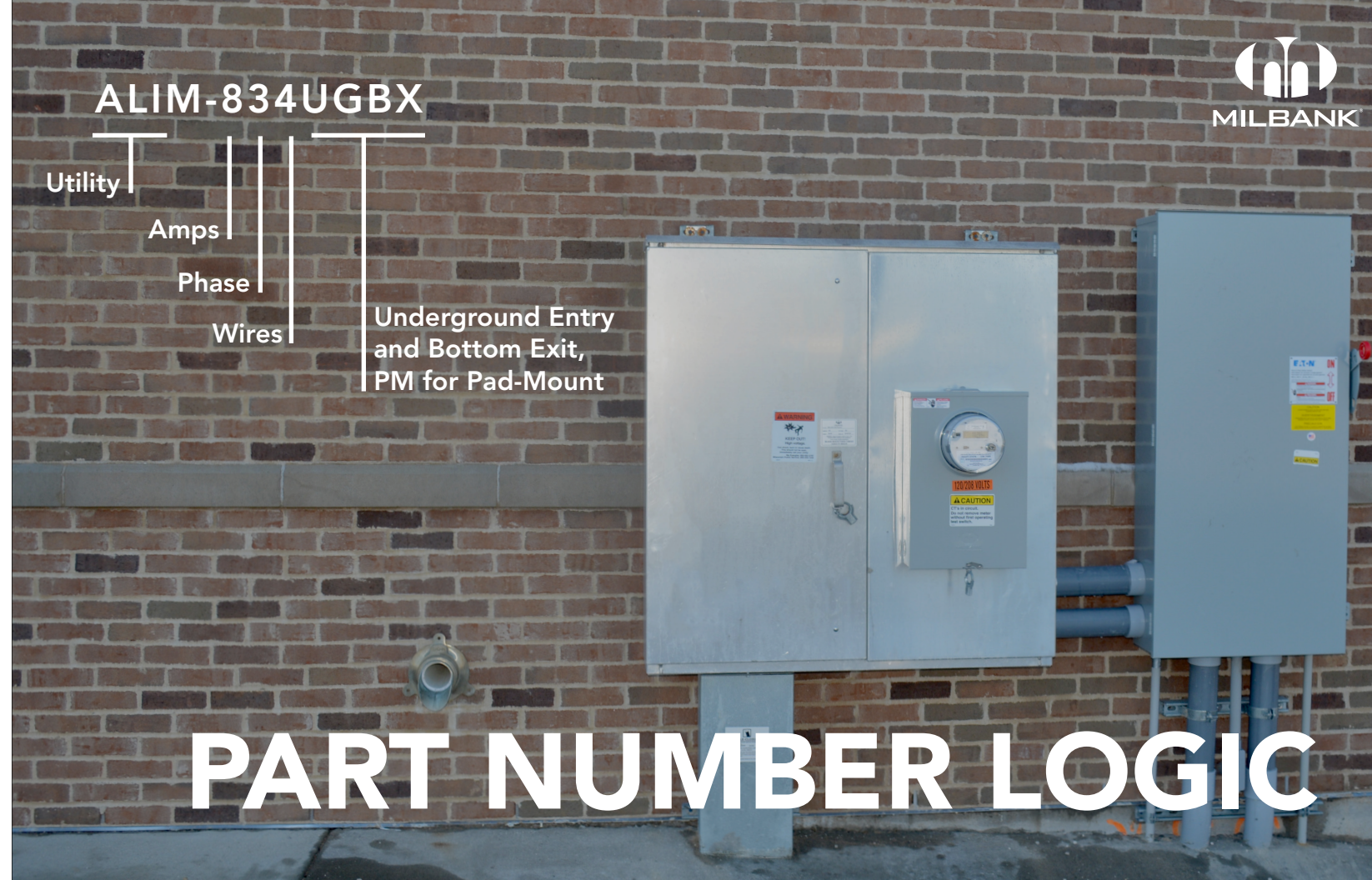
Amps

Phase


Wires

Underground Entry
and Bottom Exit,
PM for Pad-Mount

PART NUMBER LOGIC




CT CABINET STYLES



Window-Type CT Style
Cabinet, Bus Included




Bar-Type CT Style Cabinet



CT Cabinet with PT Rack



CT Cabinet with
PT Cabinet



Transocket CT Cabinet with
CT-Rated Socket Installed

DISCONNECT COMBOS

Applications

Used where higher-amperage power is needed in conjunction with a disconnect.

Options

- Up to 65K AIC rating
- Combo options: breaker(s) or fuse pullout
- Fuse pullouts available at 400A
- Breaker combos: single 400–1200A or two 200A breakers



Applications

Used where a long-run junction box or service termination is needed.

Options

- Overhead or underground entrance
- Pad-mount or wall-mount
- SCCR: 50k up to 400A units, 65k for 600A-3000A units

TERMINATION CABINETS

TAP BOXES

Applications

Used to receive and distribute power for multi-tenant applications: housing developments, strip malls, apartment buildings

Features

- Pad-lockable, three-point latching mechanism comes standard with all units
- Lightweight aluminum enclosure
- NEMA 3R rated
- Multi-port ground lugs included



Options

- 100–4000A
- 13–22 lugs
- Pad-mount or wall-mount
- Units with removable gutter plate and accompanying gutter available
- Select models have a smaller footprint, ideal for applications with limited space
- Additional penta-bolt locking mechanism available to further protect against power theft





Questions? Work with your rep or call Milbank tech support at 816.483.5314.

Please consult serving utility for their requirements prior to ordering or installing.



Amperages needed? _____

Cabinet size requirements? _____

CT style: window-type or bar-type? _____

Lug wire range? _____

Line side lug requirement? _____

Load side lug requirement? _____

For 480V applications, do you require PTs? _____

If so, internal rack or external cabinet? _____

Application:

Overhead/Underground ____ Underground/Bottom Exit ____ Pad-Mount ____

UTILITY WORKSHEET



MILBANK[®]
ENERGY AT WORK

BUSSED CT CABINETS, TERMINATION CABINETS,
DISCONNECT COMBOS & TAP BOXES

milbankworks.com